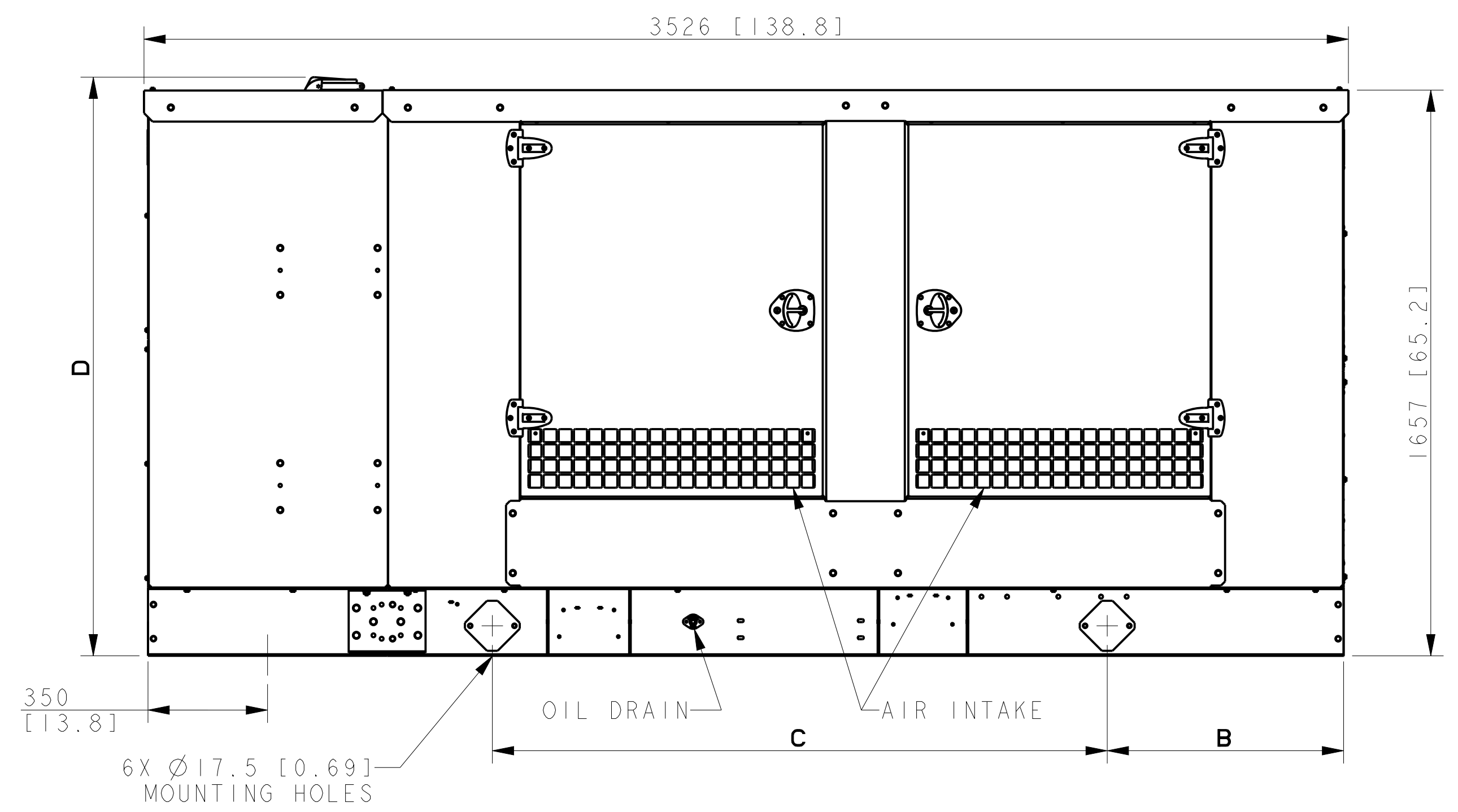
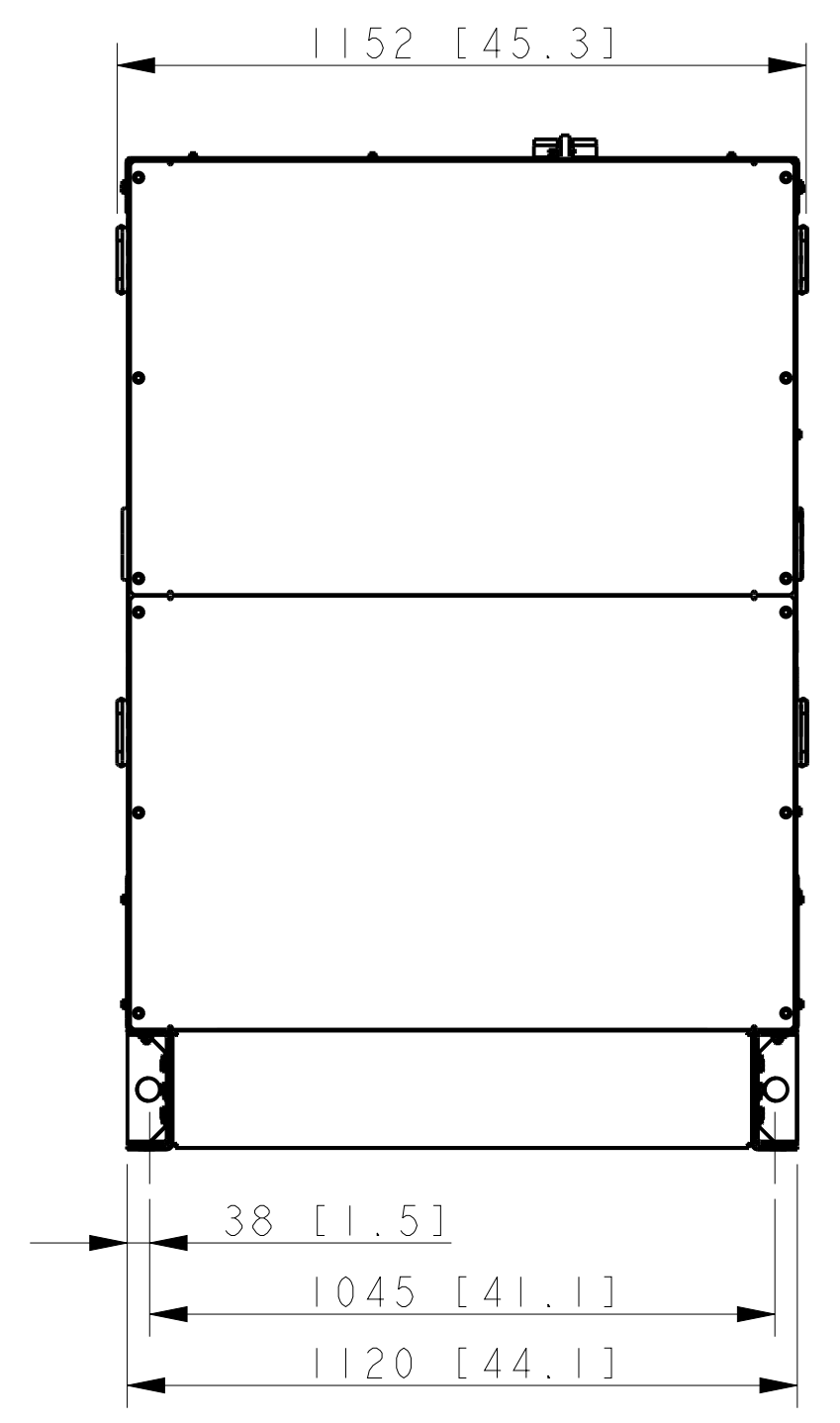
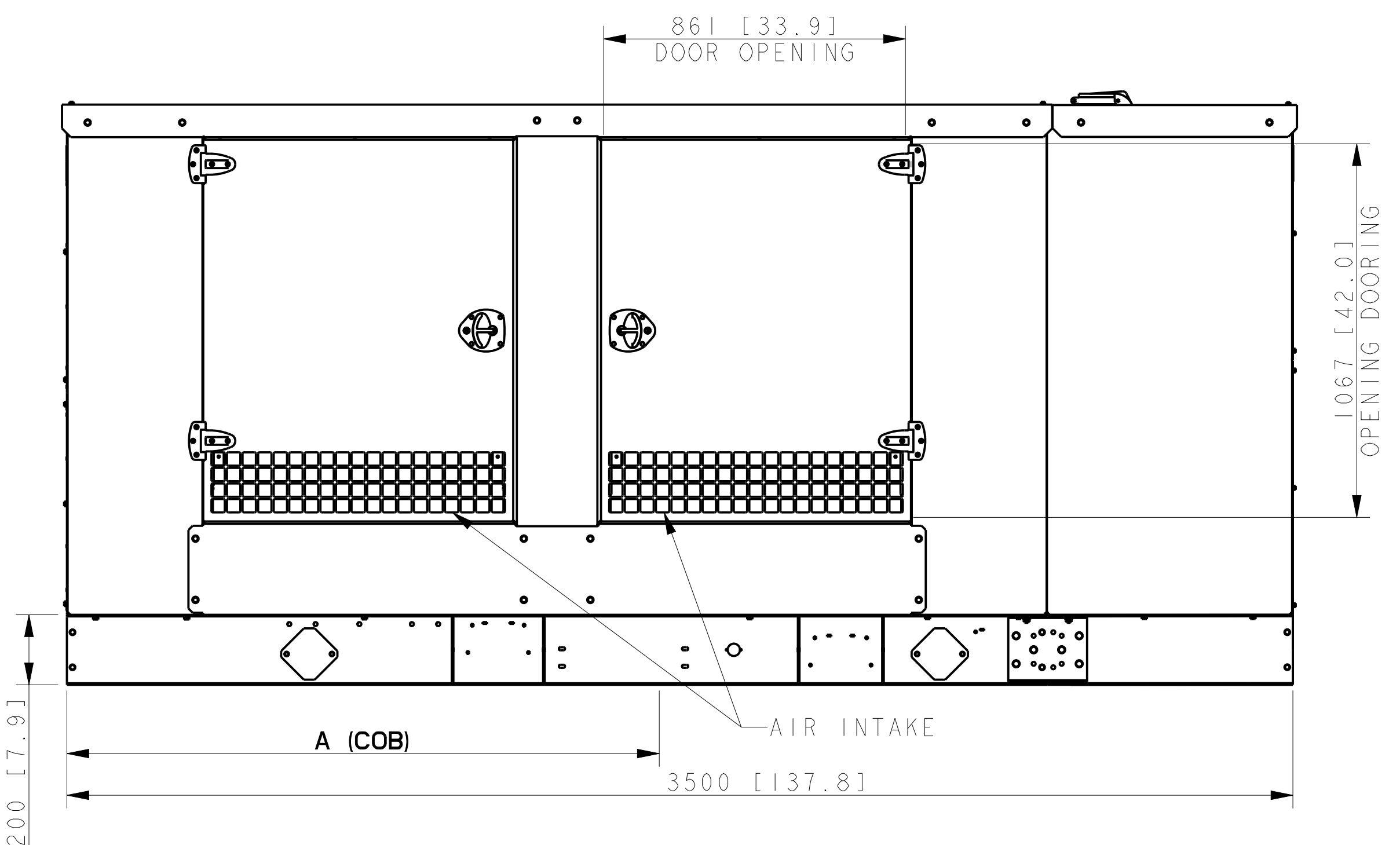
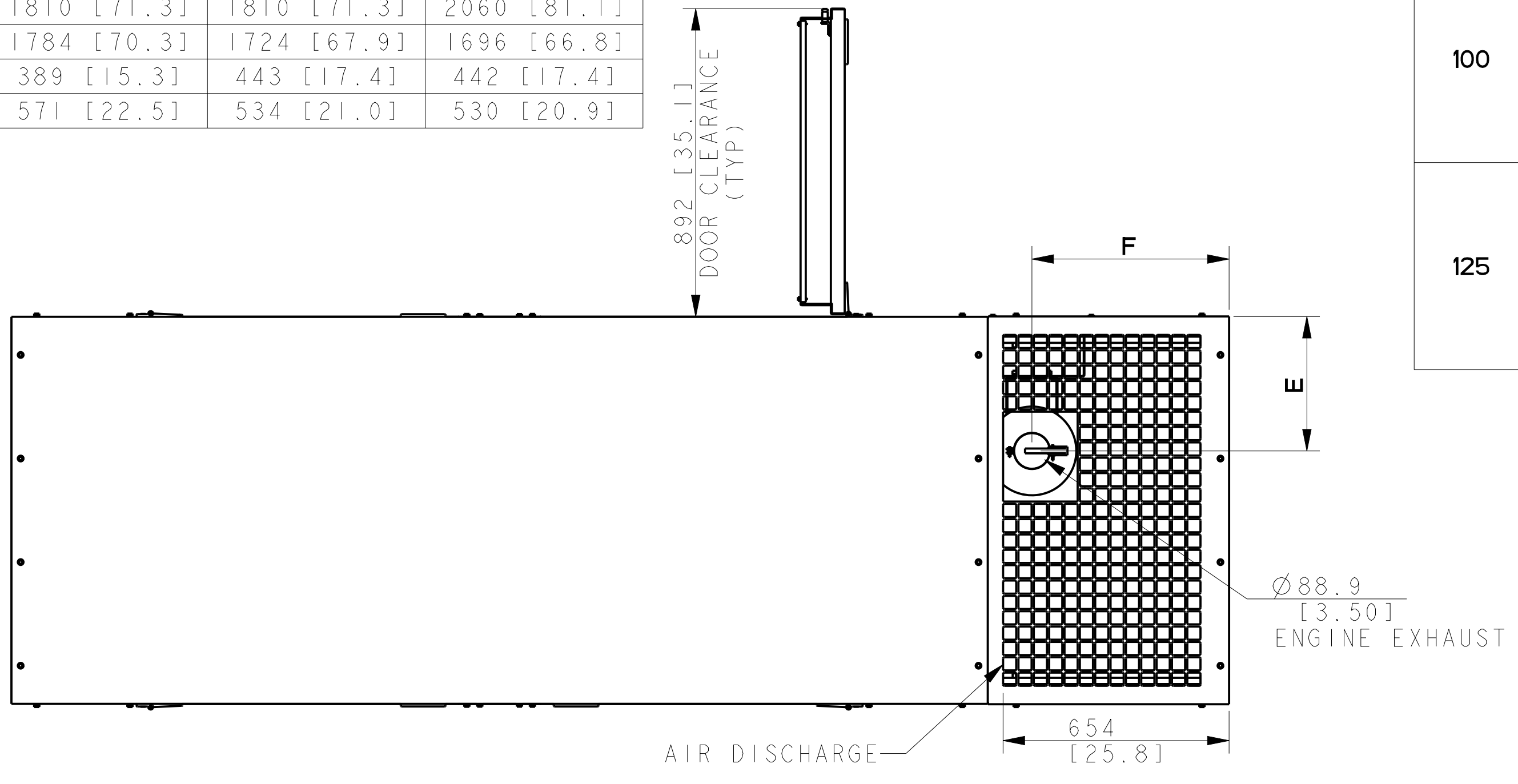


DIM	100	125	150
A (COB)	1671 [65.8]	1661 [65.4]	1661 [65.4]
B	308 [12.1]	682 [26.8]	307 [12]
C	1810 [71.3]	1810 [71.3]	2060 [81.1]
D	1784 [70.3]	1724 [67.9]	1696 [66.8]
E	389 [15.3]	443 [17.4]	442 [17.4]
F	571 [22.5]	534 [21.0]	530 [20.9]

MODEL	ALTERNATOR	GENSET WGT (WET) W/ ENCL			ENCLOSURE ONLY		MODEL	ALTERNATOR	GENSET WGT (WET) W/ ENCL			ENCLOSURE ONLY	
		KG	LBS	KG	LBS	KG			LBS	KG	LBS		
100	4R9X/4T9X	STEEL WEATHER	1523	3358	374	825	150	4R13X	STEEL WEATHER	1743	3842	374	825
		STEEL SOUND	1527	3367	395	870			STEEL SOUND	1766	3893	395	870
		ALUM SOUND	1375	3032	227	500			ALUM SOUND	1593	3517	227	500
	4R12X	STEEL WEATHER	1591	3508	374	825		4S12X	STEEL WEATHER	1864	4110	374	825
		STEEL SOUND	1610	3549	395	870			STEEL SOUND	1885	4155	395	870
		ALUM SOUND	1444	3183	227	500			ALUM SOUND	1717	3785	227	500
125	4R12X	STEEL WEATHER	1703	3754	374	825	150	4S13X	STEEL WEATHER	1877	4138	374	825
		STEEL SOUND	1722	3796	395	870			STEEL SOUND	1897	4183	395	870
		ALUM SOUND	1556	3430	227	500			ALUM SOUND	1730	3813	227	500
	4R13X/4T13X	STEEL WEATHER	1739	3834	374	825		4T13X	STEEL WEATHER	1778	3919	374	825
		STEEL SOUND	1758	3876	395	870			STEEL SOUND	1798	3964	395	870
		ALUM SOUND	1592	3509	227	500			ALUM SOUND	1630	3594	227	500



100 MODEL 4R9X/4T9X/4R12X  
 125 MODEL 4R12X/4R13X/4T13X  
 150 MODEL 4S12X/4R13X/4S13X/4T13X  
 RECONNECTABLE  
 IMPROVED MOTOR STARTING (IMS) RECONNECTABLE  
 & 600V ALTERNATORS  
 8.8L GM

REV	DATE	ON COMPOSITE DWGS. SEE PART NO. FOR REVISION LEVEL	BY
-	10-28-11	NEW DRAWING [92230-2]	KRH
A	3-15-16	(D-7) FOR MODEL 150, DIM E 442[17.4] WAS 2060[81.1] [CT141193]	PRM
B	4-14-16	DECALS & STRIPS ARE REMOVED; (D-7,8) MODEL 125: DIM B 682[26.8] WAS 308[12.1], MODEL 150: DIM B 307[12.0] WAS 433[17.0] [CT143165]	PRM
C	2-14-17	(D-7) DIM E: 443 [17.4] WAS 389 [15.3] [CT170844]	MVT
D	9-27-17	(C-5) DIM. Ø88.9 [3.50] ADDED [CT177004]	SRM

**KOHLER CO.** METRIC PRO-E  
 POWER SYSTEMS, KOHLER, WI 53044 U.S.A.  
 THIS DRAWING IN DESIGN AND DETAIL IS KOHLER CO. PROPERTY AND MUST NOT BE USED EXCEPT IN CONNECTION WITH KOHLER CO. WORK. ALL RIGHTS OF DESIGN OR INVENTION ARE RESERVED.

TITLE: DIMENSION PRINT, 100-150KW GM ENCLOSURES

SCALE: 0.08 CAD NO. SHEET 1 of 1

DWG NO. ADV-8459

DIMENSIONS IN [ ] ARE IN ENGLISH EQUIVALENTS.